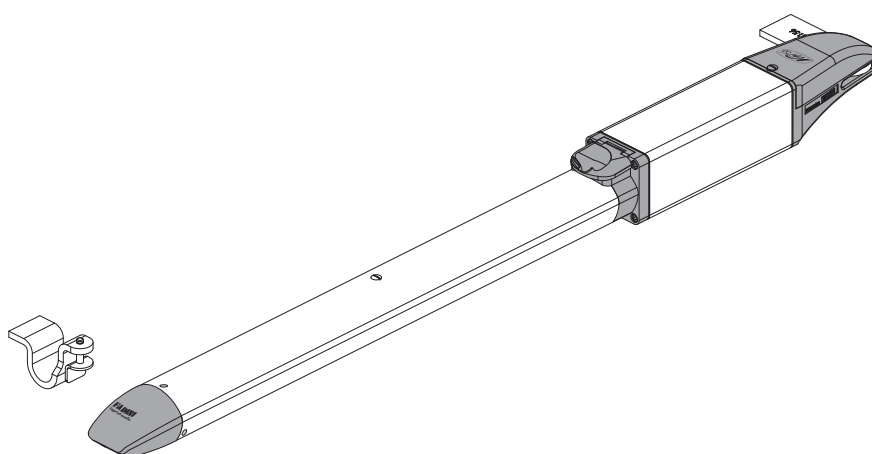


PEZZI DI RICAMBIO

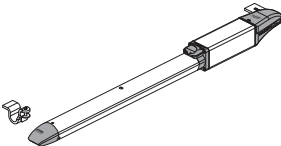
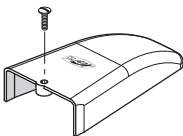
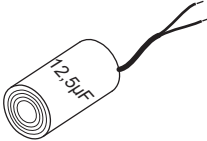

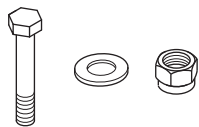
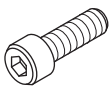
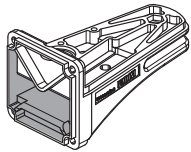
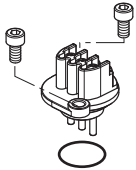
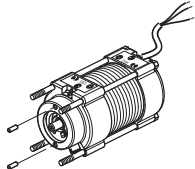

COMPLETI

Dis. 3533 - Esploso completi Nupi 66

IT

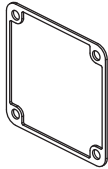
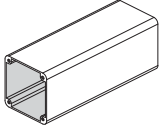
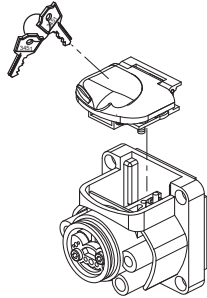
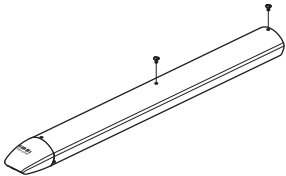
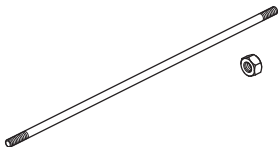
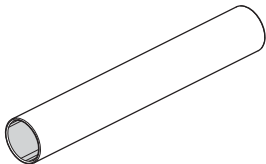

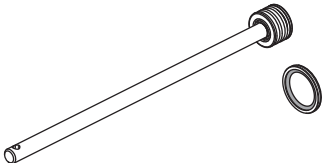




FADINI
l'apricancello
Made in Italy


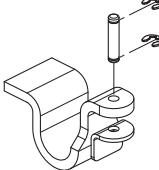
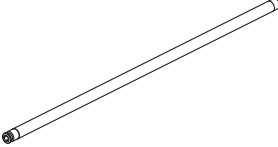
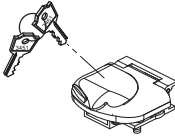
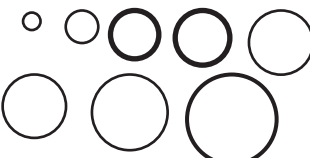
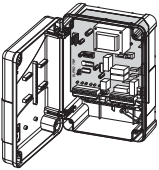

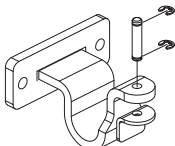
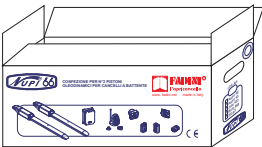

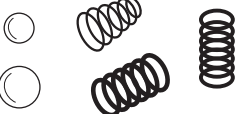
| RIF. ARTICOLO | FIGURA | POSIZIONE | DENOMINAZIONE | QUANTITA' | CODICE D'ORDINE |
|---------------|---|-----------|---|-----------|-----------------|
| 66100 |  | 1 | Pistone oleodinamico completo di attacchi | 1 | 66100 |
| 66102 |  | 2 | Coperchio di protezione fondello con vite di fissaggio | 1 | 66102 |
| 66103 |  | 3 | Condensatore di spunto da 12,5 µF | 1 | 66103 |
| 66104 |  | 4 | Piastra di attacco forata con vite M8x40 TE zincata, rondella ø 8 e dado M8 autobloccante | 1 | 66104 |
| 66105 |  | 5 | Vite M8x40 TE zincata con rondella ø 8 e dado M8 autobloccante | 1 | 66105 |
| 66106 |  | 6 | Vite M6x20 TEI inox | 8 | 66106 |
| 66107 |  | 7 | Fondello con coda di attacco | 1 | 66206 |
| 66111 |  | 11 | Presse elettrica a tappo con sedi di fissaggio, viti e OR 20x3 | 1 | 66206 |
| 66116 |  | 16 | Motore elettrico completo di scudi, n° 2 valvole di aspirazione e sede pompa P5 | 1 | 66116 |
| 66127 |  | 27 | Ingranaggio a pompa girotrone P5 | 1 | 66116 |

Le immagini riportate in questo listino sono puramente indicative.



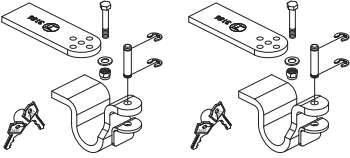


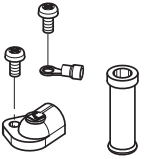

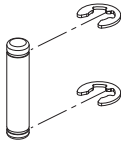
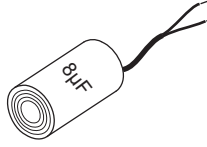


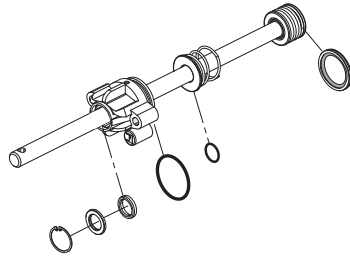
| | | | | | |
|-------|---|-----------|--|---|--------------|
| 66130 |  | 30 | Guarnizione di tenuta serbatoio | 2 | 66205 |
| 66131 |  | 31 | Serbatoio | 1 | 66131 |
| 66133 |  | 33 | Valvola distributrice completa | 1 | 66133 |
| 66135 |  | 35 | Cofano di protezione con tappo e viti di fermo | 1 | 66135 |
| 66136 |  | 36 | Tirante M8x380 con dado M8 | 2 | 66136 |
| 66137 |  | 37 | Camicia pistone ø 50x326 | 1 | 66137 |
| 66138 |  | 38 | Guarnizione stantuffo DDE 175 <i>(vecchio tipo)</i> | 2 | |
| 66139 |  | 39 | Stelo con stantuffo e guarnizione | 1 | 66139 |
| 66140 |  | 40 | Testa pistone con rondella e seeger | 1 | 66140 |
| 66141 |  | 41 | Guarnizione stelo | 1 | 66205 |



| | | | | | |
|-------|---|-----------|--|---|--------------|
| 66144 |  | 44 | Dado M8 | 2 | 66136 |
| 66149 |  | 49 | Piastra anteriore di attacco stelo con spinotto e anelli di fermo | 1 | 66149 |
| 66150 |  | 50 | Tubetto di mandata dell'olio | 1 | 66150 |
| 66168 |  | 68 | Sblocco manuale con telaio completo di n° 2 chiavi cifrate | 1 | 66168 |
| 66180 |  | 80 | Serie di guarnizioni OR: cod. art. 12 - 24 - 34 - 55 - 58 - 59 - 63 - 80 N° pz. 1 - 4 - 2 - 1 - 1 - 1 - 1 - 1 <i>(sostituito con codice d'ordine 66205)</i> | 1 | |
| 66181 |  | 81 | Programmatore elettronico Elpro 7 RP completo di contenitore | 1 | |
| 66188 |  | 88 | Cavo elettrico con condensatore di spunto da 12,5 µF | 1 | 66188 |
| 66189 |  | 89 | Piastra anteriore di attacco stelo con base di appoggio con spinotto e anelli di fermo | 1 | 66189 |
| 66190 |  | 90 | Scatola cartone di imballo per n° 2 pistoni | 1 | 66190 |
| 66191 |  | 91 | Olio idraulico "Oil Fadini", fornito in taniche da 2 litri | 1 | 66191 |
| 66192 |  | 92 | Serie di sfere e molle: cod. art. 25 - 53 - 56 - 61 - 85 - 86 - 88 - 89 N° pz. 2 - 2 - 1 - 1 - 4 - 1 - 1 - 1 | 1 | 66192 |



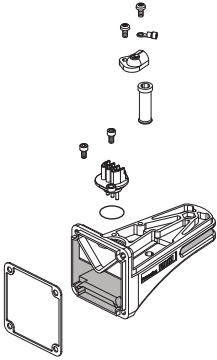
Le immagini riportate in questo listino sono puramente indicative.



| | | | | | |
|-------|---|------------|---|---|--------------|
| 66193 |  | 93 | Confezione completa di attacchi, spinotti, seeger per n° 2 pistoni e n° 4 chiavi serratura "G3451" | 1 | 66193 |
| 66194 |  | 94 | Targhetta adesiva dati tecnici | 1 | 66194 |
| 66195 |  | 95 | Chiavi serratura "G3451" | 2 | 66168 |
| 66196 |  | 96 | Capocorda, staffa di fermo cavo, tubetto in gomma e viti | 1 | 66206 |
| 66197 |  | 97 | Viti M5 inox per cofano e coperchio fondello | 1 | 66197 |
| 66198 |  | 98 | Spinotto con seeger | 1 | 66198 |
| 66199 |  | 99 | Condensatore di spunto da 8 µF | 1 | 66199 |
| 66200 |  | 200 | Tappo cofano | 1 | 66200 |
| 66201 |  | 201 | Cavo elettrico con condensatore di spunto da 8 µF | 1 | 66201 |
| 66202 |  | 202 | Completo testa pistone con balsela e distanziale, ghiera e molla ammortizzatore e stelo con stantuffo con guarnizioni | 1 | 66202 |

Le immagini riportate in questo listino sono puramente indicative.



| | | | | | |
|-------|--|------------|---|---|--------------|
| | | 203 | | | |
| 66204 |  | 204 | Guarnizione ø 45 per stantuffo | 1 | 66139 |
| 66205 |  | 205 | Confezione serie guarnizioni, completa di art: 12-24-30-34-41-45-55-58-59-63-80-83-92 | 1 | 66205 |
| 66206 |  | 206 | Fondello con coda di attacco completo di art: 7-11-30-96 | 1 | 66206 |
| | | 207 | | | |
| | | 208 | | | |
| | | 209 | | | |
| | | 210 | | | |
| | | 211 | | | |

Le immagini riportate in questo listino sono puramente indicative.